

2025

Application For Succession



Contents

Login	2
Application For Succession.....	5
Payment	11
Slot Booking.....	12

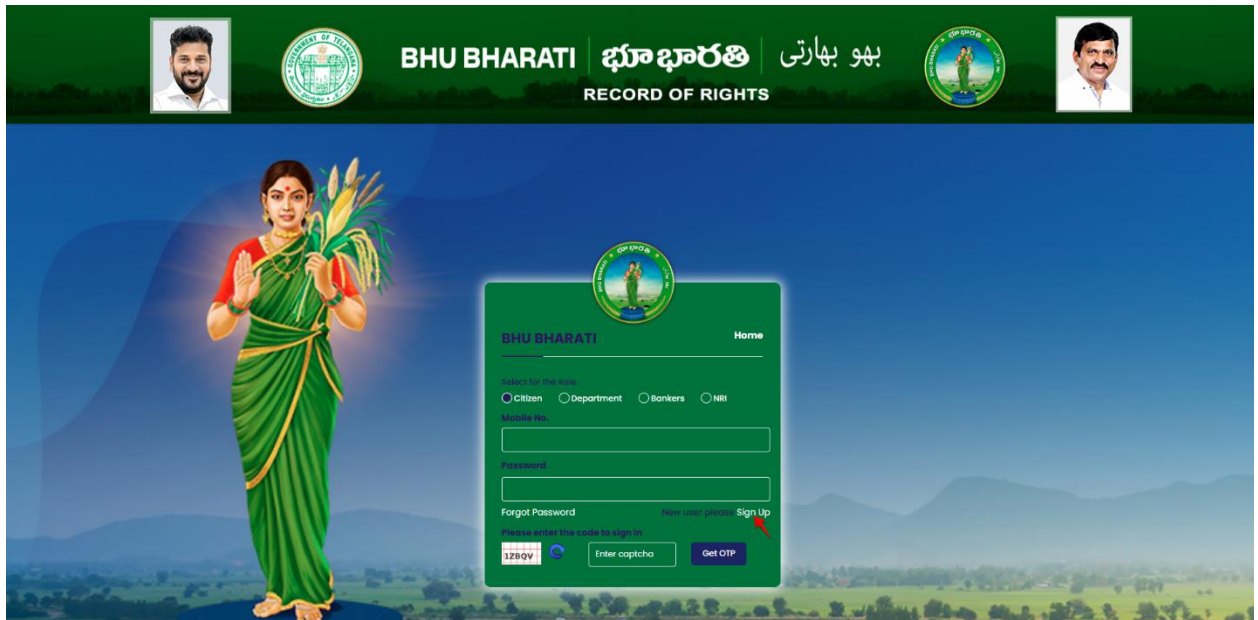


Login

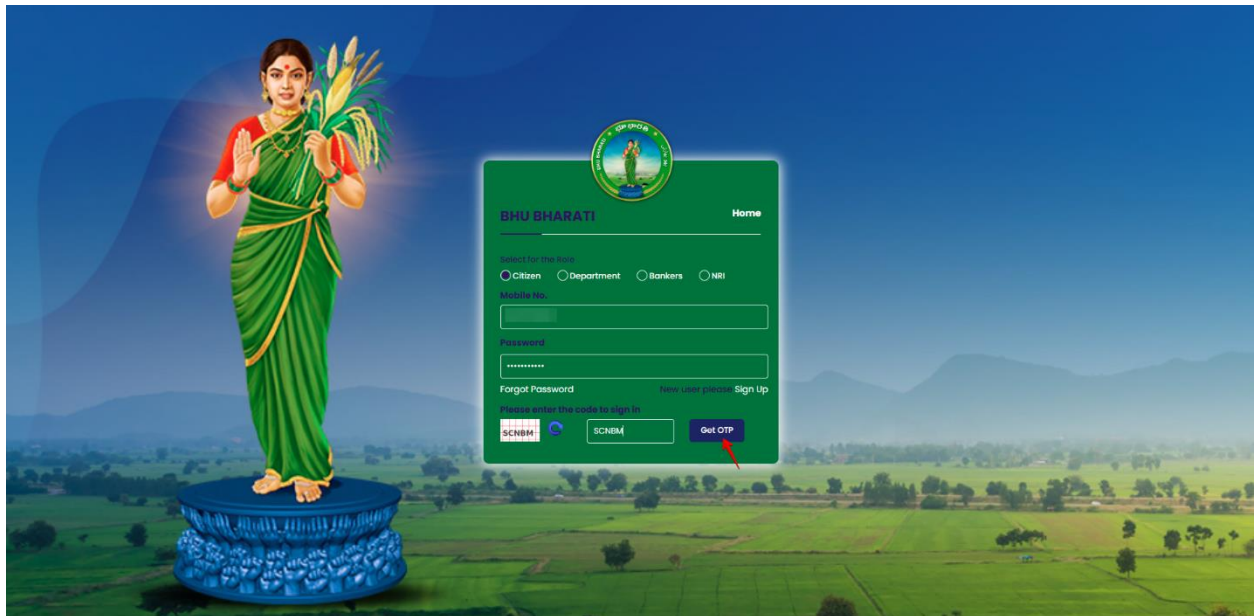
- 1) Visit Bhu Bharati (<https://bhubharati.telangana.gov.in/>) portal and click on the Login button to avail any service.



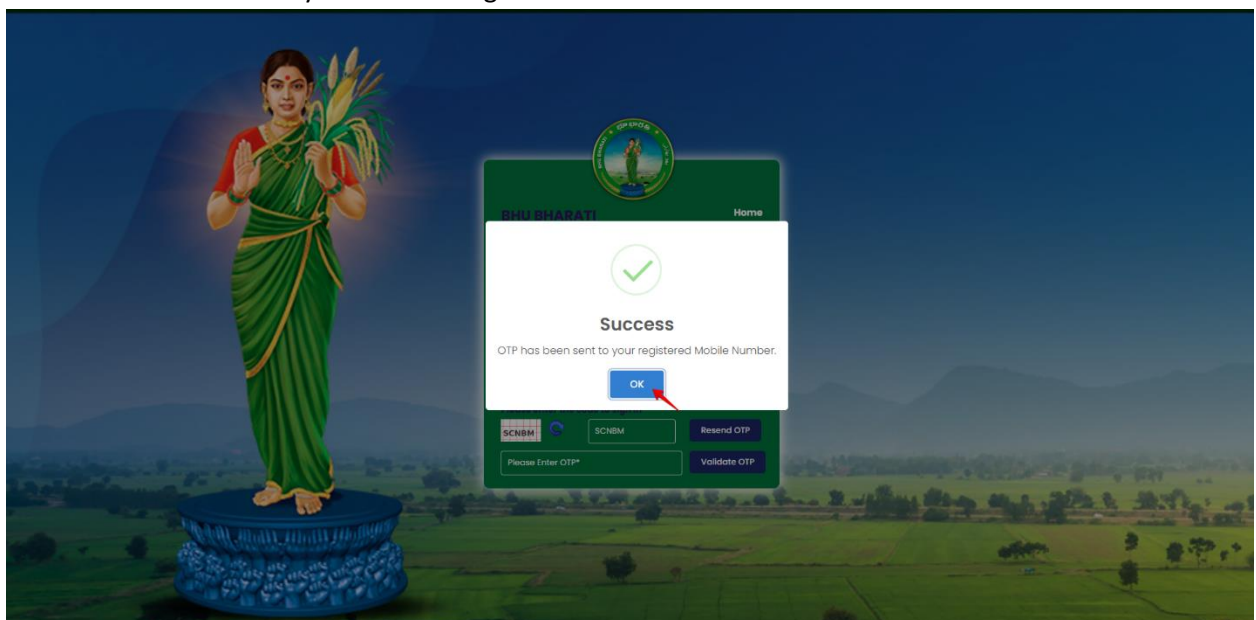
- 2) If not registered with Bhu Bharati, click on the Signup to register into the portal (check user registration manual if required).



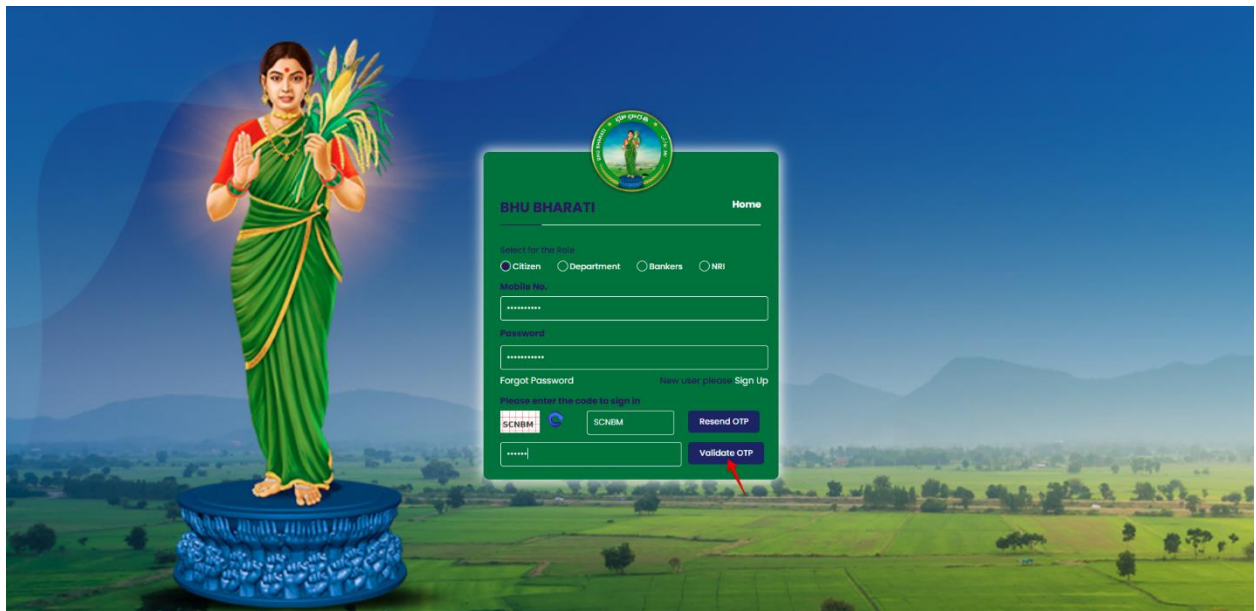
- 3) If already registered with Bhu Bharati, login to the portal by entering the mobile number, password, captcha, and click on the Get OTP button.



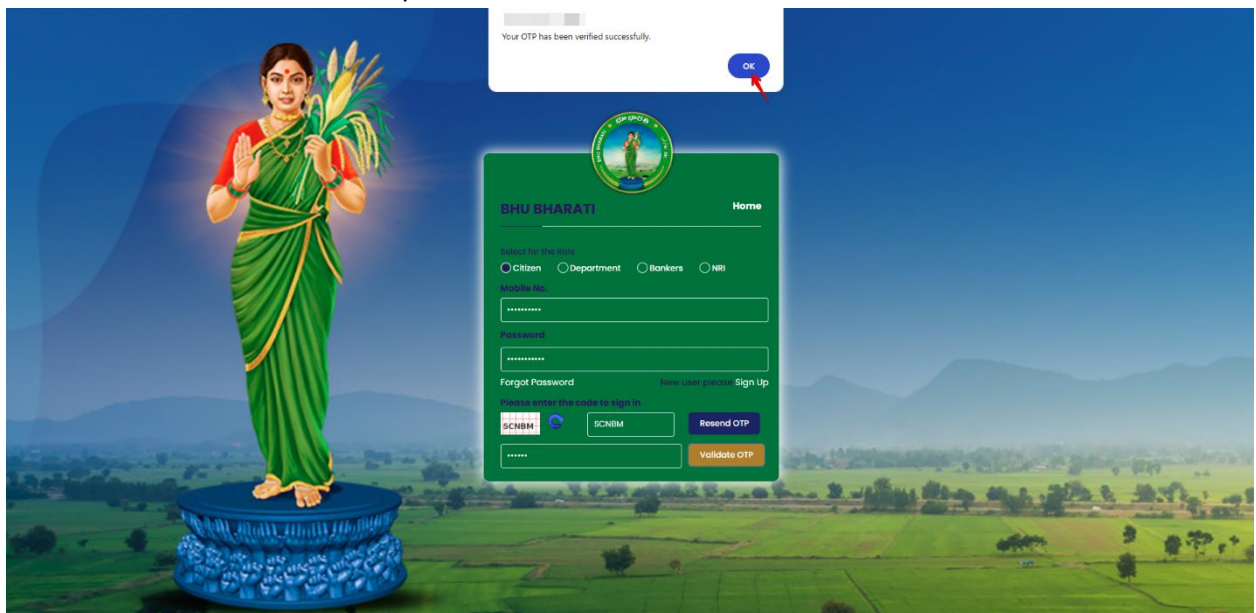
- 4) OTP has been successfully sent to the registered mobile number. Click on the OK button.



5) Enter OTP and click on the Validate OTP button.



6) OTP has been verified successfully. Click on the OTP button.

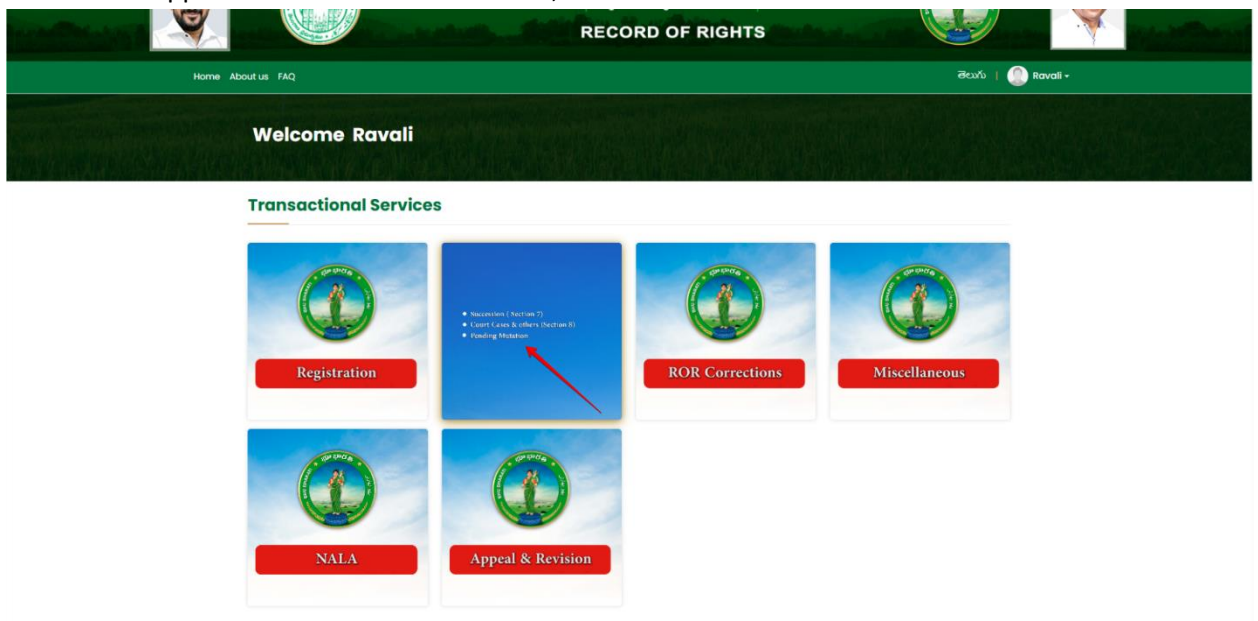


7) Citizen Dashboard is now open for using any service.

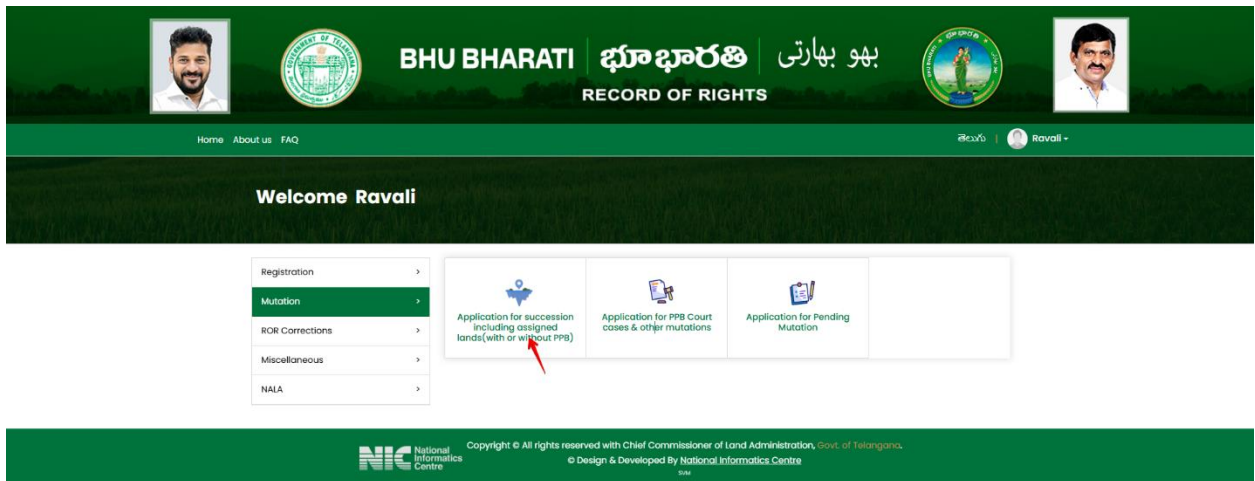


Application For Succession

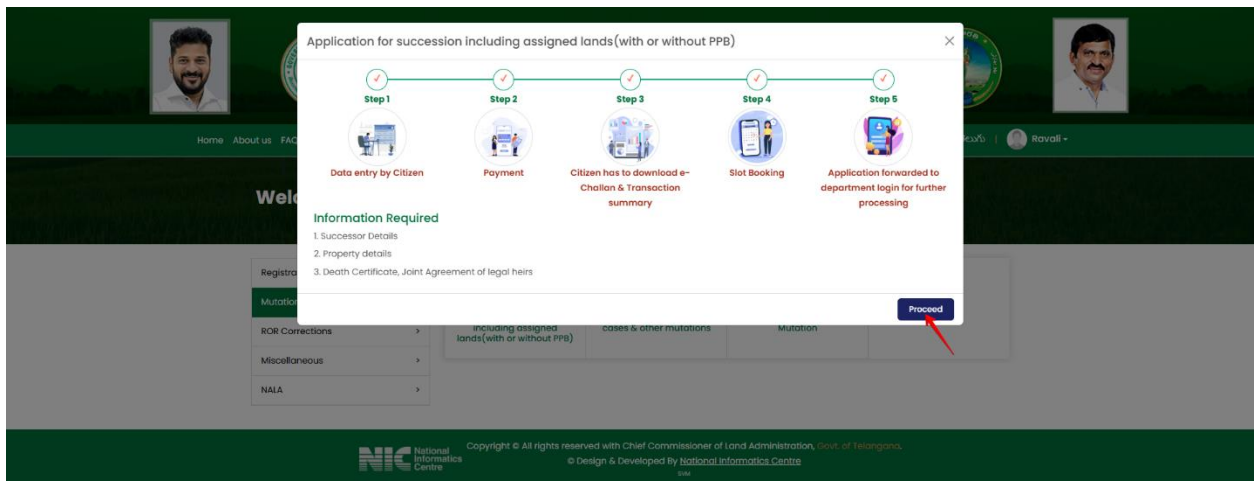
1) To avail the Application for Succession service, hover over Mutation Modules and click on it.



- 2) Choose Application for Succession including assigned lands (with or without PPB).



- 3) You can check all the citizen side flows involved in the application and click on the Proceed button to move further into the application.



- 4) Select Will Deed Type. Here, without Will Deed is selected.



- 5) Select Yes/No from Do you have Passbook Number. Enter Passbook Number if selected Yes and click on the Fetch button.

Will Deed Type^{*} Without Will

Do you have passbook no ?^{*} ☒ Yes ☐ No

Mutation Type^{*} Succession/Fourth | పాదపత్రము/పాదపత్రము

Pattadar Passbook No.^{*} [Empty Field]

Fetch

Copyright © All rights reserved with Chief Commissioner of Land Administration, Govt. of Telangana.

- 6) When selected No, you have to select District, Mandal, Village, Survey/Sub-Division No., Khata Number and click on the Fetch button.

Will Deed Type^{*} Without Will

Do you have passbook no ?^{*} ☐ Yes ☒ No

District^{*} -- Select --

Mandal^{*} -- Select --

Village^{*} -- Select --

Survey No./ Sub-Division No.^{*} -- Select --

Khata No.^{*} -- Select --

Fetch

Copyright © All rights reserved with Chief Commissioner of Land Administration, Govt. of Telangana.

- 7) Select the extent of land which is to be transferred to the heir through succession and enter the year or date of death of the Pattadar.

Will Deed Type^{*} Without Will

Do you have passbook no ?^{*} ☐ Yes ☒ No

Mutation Type^{*} Succession/Fourth | పాదపత్రము/పాదపత్రము

Pattadar Passbook No.^{*} [Empty Field]

Fetch Reset

Deceased Pattadar Khata Details

District: Vikarabad | పిఠాచర్ల Division: Vikarabad | పిఠాచర్ల Mandal: Farg | పిఠాచర్ల Village: [Empty Field]

	Survey No./ Sub-Division No.	Extent of Land (Ac. Gta)	Khata No.	Pattadar Name	Father/ Husband's Name	Aadhaar No.
<input type="checkbox"/>	[Empty Field]	0.2000	[Empty Field]	[Empty Field]	[Empty Field]	*****9119
<input checked="" type="checkbox"/>	[Empty Field]	0.2000	[Empty Field]	[Empty Field]	[Empty Field]	[Empty Field]
Total Extent (Ac. Gta):		1.0000				

Death Details^{*}

Date of death ☐ Year of death [Empty Field]



- 8) If the family member acquires a passbook in the Telangana state, choose Yes radio button for “Do you have Passbook No. in Telangana State?” Enter Passbook number and click on the Fetch button.

Home > Application for succession including assigned land with or without PPS

RECORD OF RIGHTS

Death Details

Date of death Year of death 11/06/2024

Family members of Deceased Pattadar

Do you have Passbook No. in Telangana State? ☒ Yes ☐ No

Passbook No.

Fetch

If any of the family member is already having Passbook No. in any village of Telangana, then enter Passbook No. to add family member otherwise, add family member by clicking "Add Family Members" button.

Share/Extent Details

S. No.	Family Member Name	Father/ Husband's Name	Survey No./Sub-Division No.	Total Extent	Total extent (Ac. Gts)
1			0.0000	0.0000	
Total Extent (Ac. Gts) :			0.2000	0.2000	

Add Document

Enclosure Name Draft Document Browse

Death Certificate No file chosen

Joint Agreement of all Legal Heirs No file chosen

☐ We have downloaded Joint Agreement, read & verified it, signed it and uploaded it herewith.

Proceed for Payment

Copyright © All rights reserved with Chief Commissioner of Land Administration, Govt. of Telangana.

- 9) If the family member does not acquire a passbook in the Telangana state, choose No radio button for “Do you have Passbook No. in Telangana State?” Click on the Add Family Members.

Home > Application for succession including assigned land with or without PPS

RECORD OF RIGHTS

Death Details

Date of death Year of death 11/06/2024

Family members of Deceased Pattadar

Do you have Passbook No. in Telangana State? ☐ Yes ☒ No

Add Family Members

If any of the family member is already having Passbook No. in any village of Telangana, then enter Passbook No. to add family member otherwise, add family member by clicking "Add Family Members" button.

Share/Extent Details

S. No.	Family Member Name	Father/ Husband's Name	Survey No./Sub-Division No.	Total Extent	Total extent (Ac. Gts)
1			0.0000	0.0000	
Total Extent (Ac. Gts) :			0.2000	0.2000	

Add Document

Enclosure Name Draft Document Browse

Death Certificate No file chosen

Joint Agreement of all Legal Heirs No file chosen

☐ We have downloaded Joint Agreement, read & verified it, signed it and uploaded it herewith.

Proceed for Payment

Copyright © All rights reserved with Chief Commissioner of Land Administration, Govt. of Telangana.



10) Enter all the required details and click on the Add Family Member button.

11) Here Passbook Number is entered and details are fetched from the Bhu Bharati database. Click on the Additional Details button to enter the details that are not fetched.



12) Enter the details and click on the Update Family Member button.

Personal Details

Aadhaar No. *****5384

Name(in Telugu) [Redacted] Name(in English) [Redacted]

Father / Husband's Name(in Telugu) [Redacted] Father / Husband's Name (in English) [Redacted]

Gender: MALE (పురుషుడు) Social Status: GENERAL (జనరల్)

DOB / Year of Birth: 28/02/1990 Marital Status: MARRIED (పెండ్లిచేసుకు)

Relationship: SON (పెండ్లిచేసుకు)

Communication Details

House No. [Redacted] Locality [Redacted]

District: Vikarabad (వికారాబాద్) Division: VIKARABAD (వికారాబాద్)

Mandal: Pargi (పర్గి) Village [Redacted]

Pincode [Redacted] Mobile No. [Redacted]

Email ID [Redacted]

Disclaimer: Use Microsoft Indic Keyboard to write Name in Telugu.

[Back](#) [Update Family Member](#)

Copyright © All rights reserved with Chief Commissioner of Land Administration, Govt. of Telangana.

13) The extent which has been selected is populated edit the extent of land if required. Download Joint Agreement of all Legal Heirs. Upload all the required documents. Click on the Proceed for Payment button.

Share/Extent Details

S. No.	Family Member Name	Father/Husband's Name	Survey No./Sub-Division No.	Total Extent	Total extent (Ac. Gts)
1	[Redacted]	[Redacted]	0.0000	0.2000	0.2000
Total Extent (Ac. Gts):			0.0000	0.2000	0.2000

Add Document

Enclosure Name: Draft Document

Death Certificate: Choose File | sample.pdf

Joint Agreement of all Legal Heirs: Choose File | doc.pdf

☒ We have downloaded Joint Agreement, read & verified it, signed it and uploaded it herewith.

[Proceed for Payment](#)

Copyright © All rights reserved with Chief Commissioner of Land Administration, Govt. of Telangana.



Payment

14) The amount to be paid is displayed. Click on the Make Payment button.

Home > Application for succession including assigned lands(with or without PPS)

Record of Rights

Share/Extent Details

S. No.	Family Member Name	Father/Husband's Name	Survey No./Sub-Division No.	Total Extent	Total extent (Ac. Gts)
1			0.0000	0.2000	0.2000
Total Extent (Ac. Gts):			0.0000	0.2000	

Add Document

Enclosure Name: Draft Document | Browse

Death Certificate: Choose File | sample.pdf

Joint Agreement of all Legal Heirs: Choose File | doc.pdf

We have downloaded Joint Agreement, read & verified it, signed it and uploaded it herewith.

Payment Details

Charge Type	Amount in INR
Mutation Charges	1250.00
PPS Charges (Including Courier Charges)	0.00
Total (in INR)	Rs. 1250.00/-

Make Payment

Copyright © All rights reserved with Chief Commissioner of Land Administration, Govt. of Telangana. 2019

15) Check the checkbox for accepting terms and conditions and click on the Proceed button.

Home

Record of Rights

Application No.	Service Name	Total Amount (in INR)	Payment Date & Time	Resolutor Name	Payment Status	e-Challan No.	Paisa code
	Succession	1250.00	23-04-2019 12:17 PM			CSM23/000001/08	NGPTEB

☒ I Accept terms & conditions of payment. [Click Here](#) to read terms & conditions.

Proceed

Disclaimer:

1. If payment is successful, Please proceed to "My Applications" under "Dashboard" for Status Booking.
2. If payment is failed, Please proceed to "My Applications" under "Dashboard" for Re-payment.
3. If amount is debited from account and payment is not processed, Please wait for some time for Payment Status.

Copyright © All rights reserved with Chief Commissioner of Land Administration, Govt. of Telangana. 2019

16) You will be redirected to the payment gateway and pay the fee.



Slot Booking

17) Go to the citizen Dashboard.

BHU BHARATI భూభారతి بهو بهارتی
RECORD OF RIGHTS

Home About us FAQ

Welcome Ravali

Dashboard
Slots
Applications
Payments
Logout

Transactional Services

Registration Mutation ROR Corrections Miscellaneous

18) Click on the Book Slot button.

BHU BHARATI భూభారతి بهو بهارتی
RECORD OF RIGHTS

Home About us FAQ

Welcome Ravali

Application No.	Type of Application	Application Subtype / Nature of Deed	Date of Application	Status	Action
	SUCCESSION	SUCCESSION	14/04/2025	Book Slot	Download Receipt

NIC National Informatics Centre
Copyright © All rights reserved with Chief Commissioner of Land Administration, Govt. of Telangana.
© Design & Developed By National Informatics Centre



19) Select slot date, time and click on the Submit button.

The screenshot shows the 'Record of Rights' portal for BHU BHARATI. The header includes the BHU BHARATI logo and the text 'భూభారతి' and 'بهو بهارتی'. The main content area has two sections: 'Download Documents' and 'Slot Booking Details'.

Download Documents:

S.No.	Document Name	Download
1	Transaction Summary For Succession	View
2	e-Challan	View

Slot Booking Details:

Tahsildar & Jt. Sub Registrar Office: Parg: Slot Booking Date: 30/04/2025

Available Slots:

09:30	09:45	10:00	10:15
10:30	10:45	11:00	11:15
11:30	11:45	12:00	12:15
12:30	12:45	13:00	13:15
13:30	13:45	14:00	14:15
14:30	14:45	15:00	15:15
15:30	15:45	16:00	16:15
16:30	16:45	17:00	17:15
17:30	17:45		

At the bottom of the 'Slot Booking Details' section, there is a red arrow pointing to a 'Submit' button.



20) Application is successfully submitted to the Tahsildar for further processing.

The screenshot shows the same portal as before, but with a confirmation message displayed in the center. The message states: 'Succession/Right Application No. [redacted] has been sent to Tahsildar & Jt. Sub Registrar for further processing. Please note this Application No. for future reference.' There is an 'OK' button with a red arrow pointing to it.

The 'Download Documents' and 'Slot Booking Details' sections are still visible below the message.



21) Download Slot Receipt, e-challan, and Transaction summary.

**BHU BHARATI** భూభారతి بهو بهارتى
RECORD OF RIGHTS

Homeశ్రీకృష్ణ Welcome Ravali (CITIZEN)

Download Documents

S.No.	Document Name	Download
1	Transaction Summary For Succession	View
2	e-Challan	View

Slot Booking Details

Tahsildar & Jt. Sub Registrar Office*

Purbi

Slot Booking Date*30/04/2023

Available Slots

09:30	09:45	10:00	10:15
10:30	10:45	11:00	11:15
11:30	11:45	12:00	12:15
12:30	12:45	13:00	13:15
13:30	13:45	14:00	14:15
14:30	14:45	15:00	15:15
15:30	15:45	16:00	16:15
16:30	16:45	17:00	17:15
17:30	17:45		

[Download Slot Receipt](#)

Copyright © All rights reserved with Chief Commissioner of Land Administration, Govt. of Telangana.
2019