

2025

# Application for Court Case PPB



## Contents

<b>Login .....</b>	<b>3</b>
<b>Application for Court Case PPB.....</b>	<b>6</b>
<b>Payment .....</b>	<b>10</b>
<b>Slot Booking.....</b>	<b>12</b>

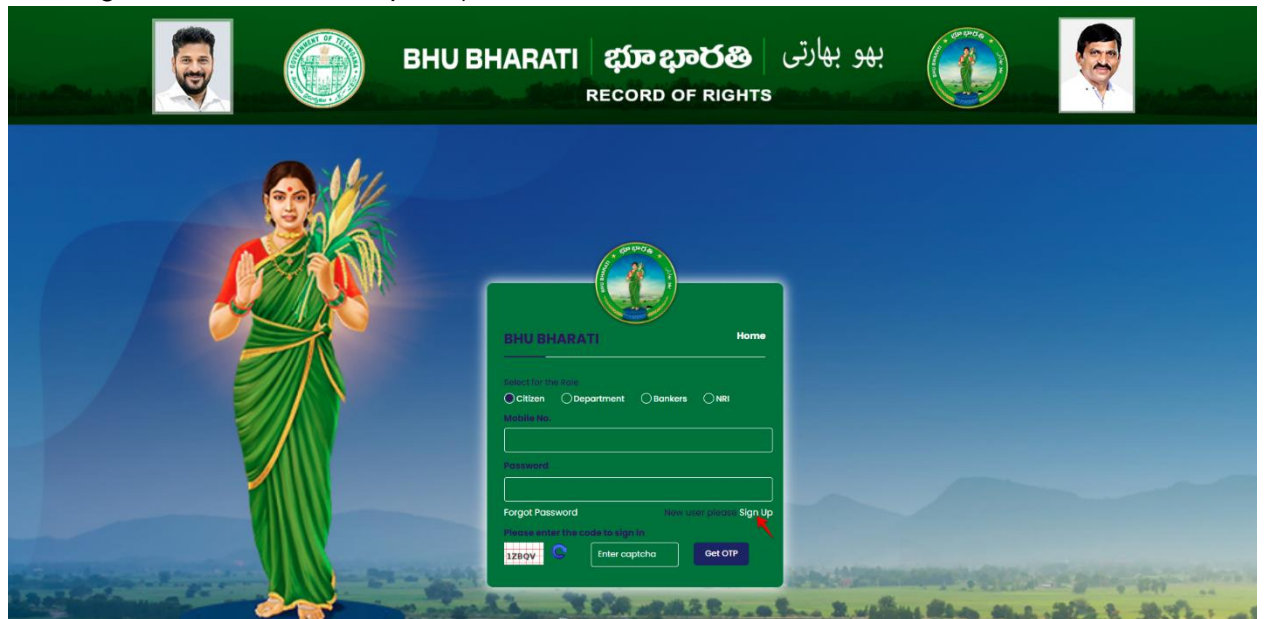


## Login

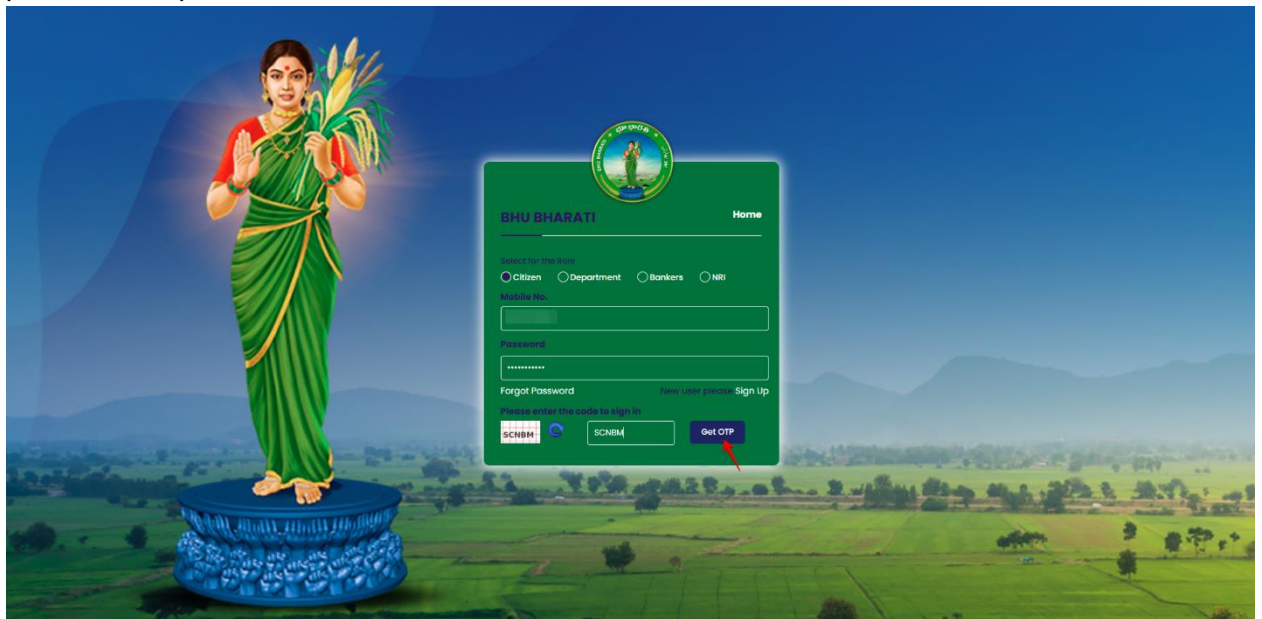
- 1) Visit Bhu Bharati (<https://bhubharati.telangana.gov.in/>) portal and click on the Login button to avail any service.



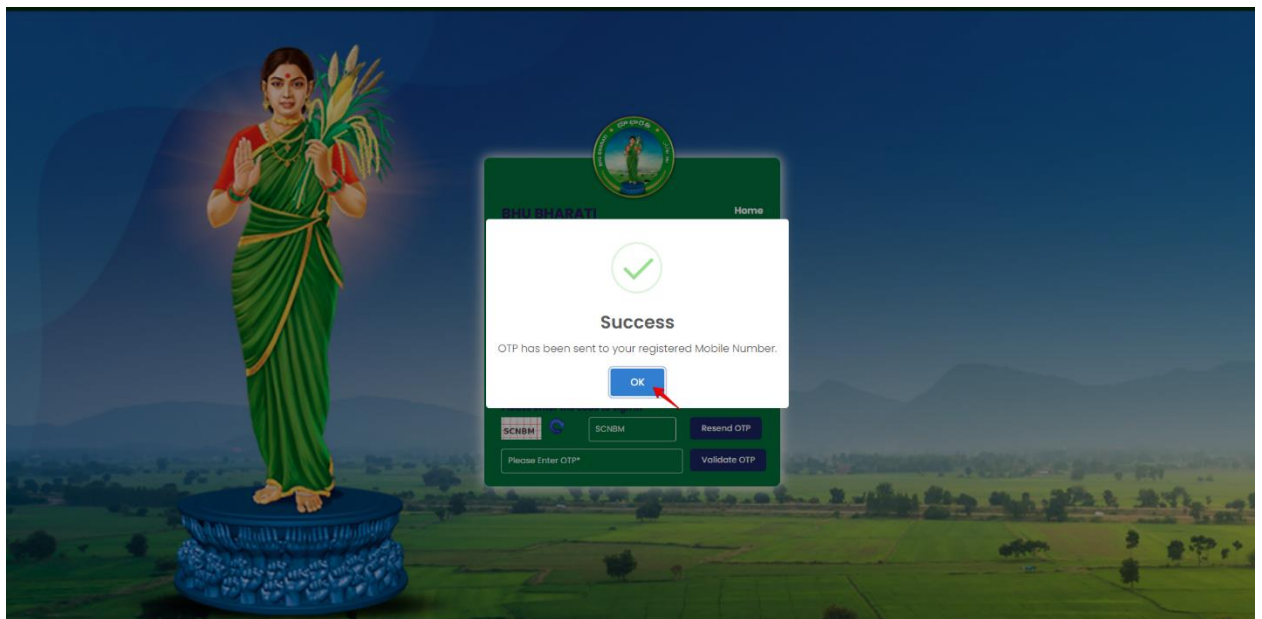
- 2) If not registered with Bhu Bharati, click on the Signup to register into the portal (check user registration manual if required).



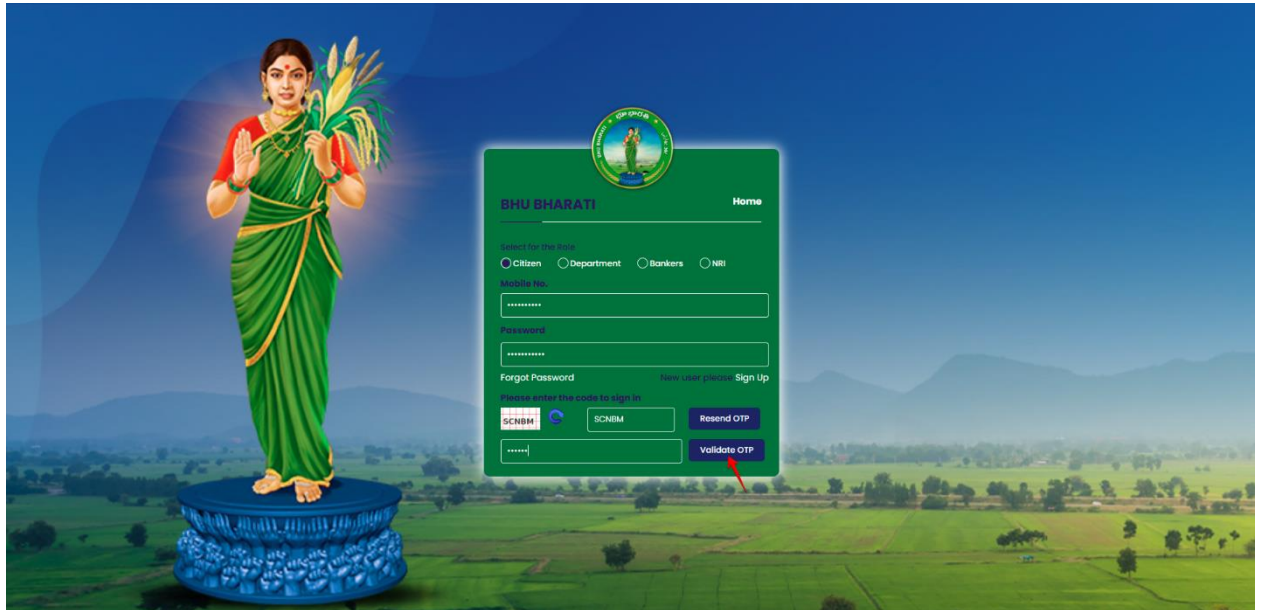
- 3) If already registered with Bhu Bharati, login to the portal by entering the mobile number, password, captcha, and click on the Get OTP button.



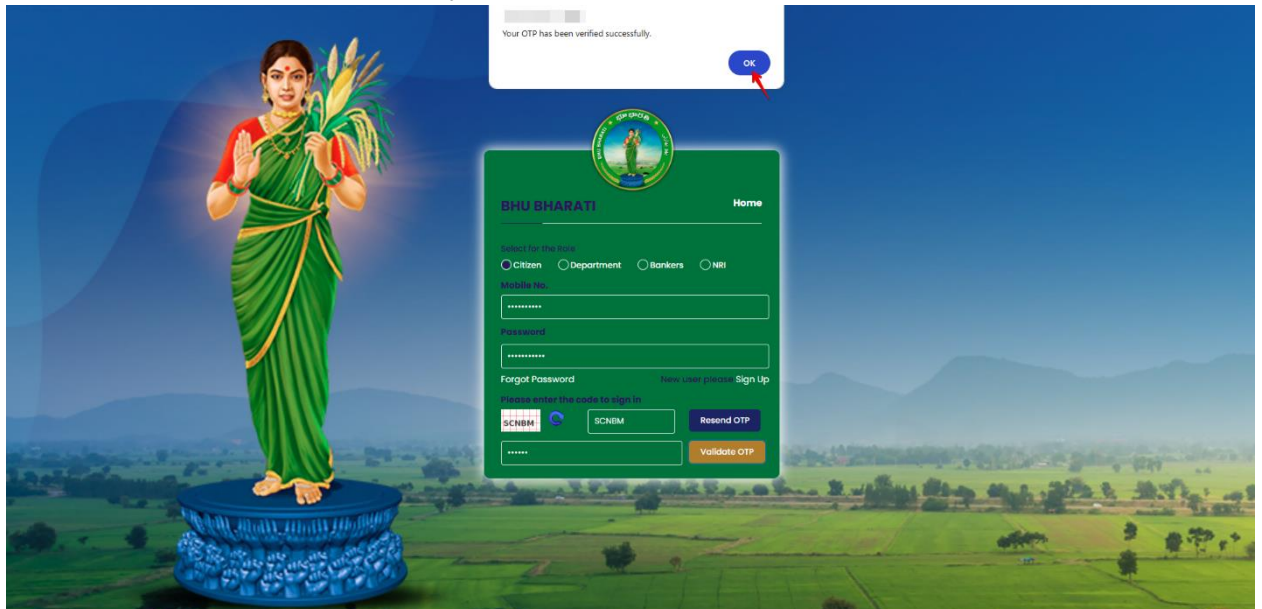
- 4) OTP has been successfully sent to the registered mobile number. Click on the OK button.



5) Enter OTP and click on the Validate OTP button.

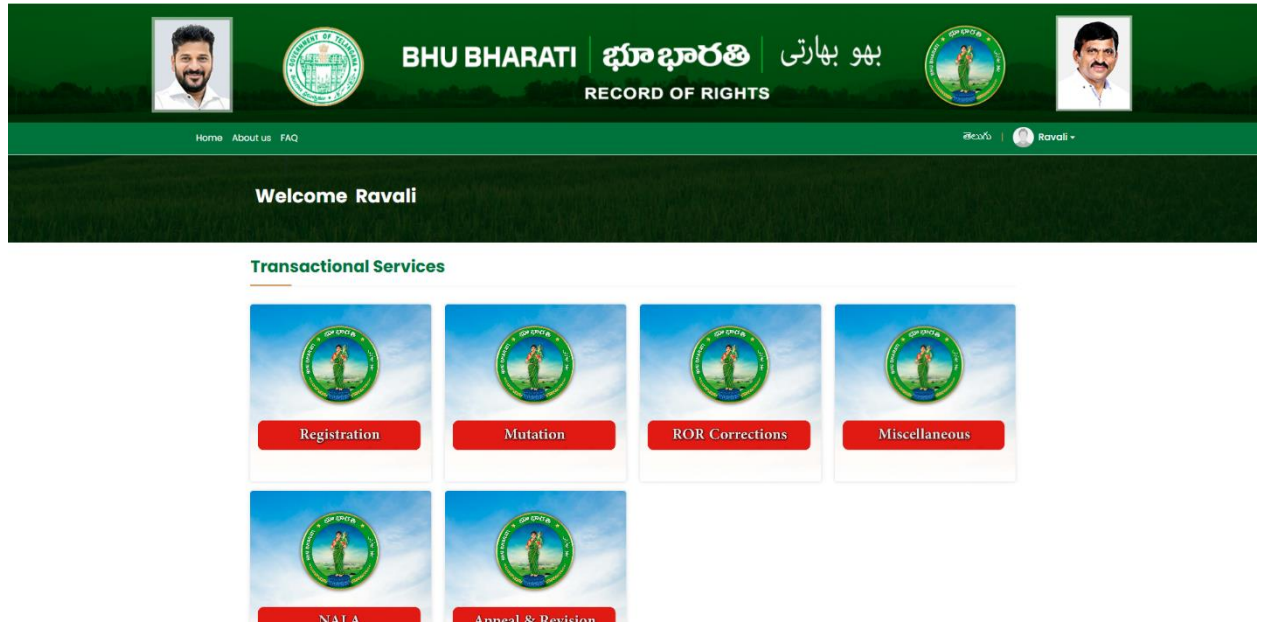


6) OTP has been verified successfully. Click on the OTP button.



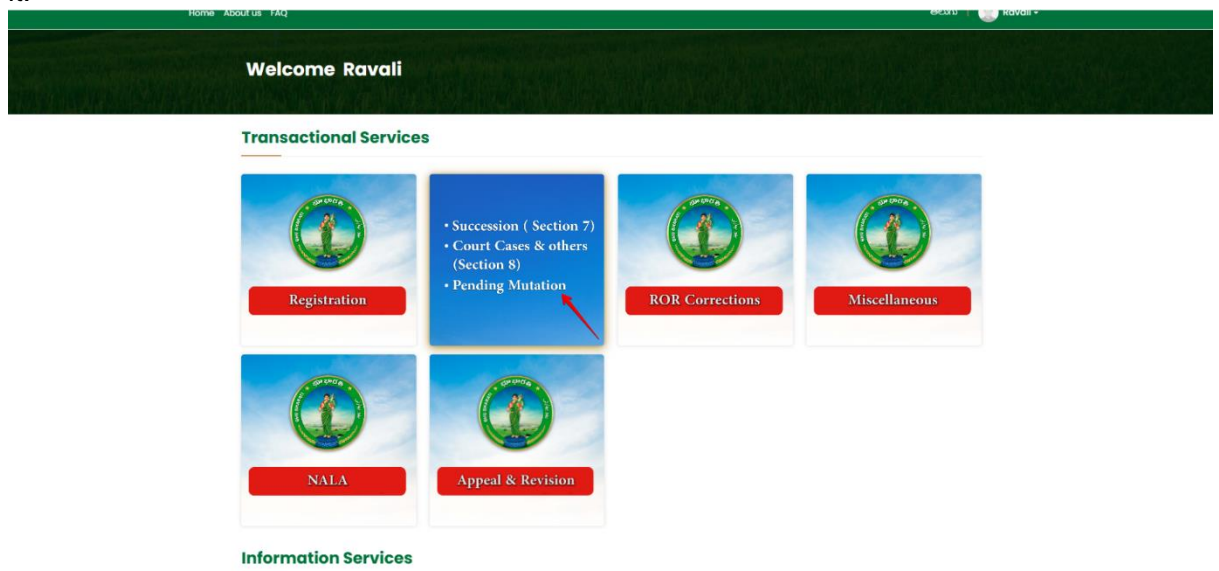


7) Citizen Dashboard is now open for using any service.

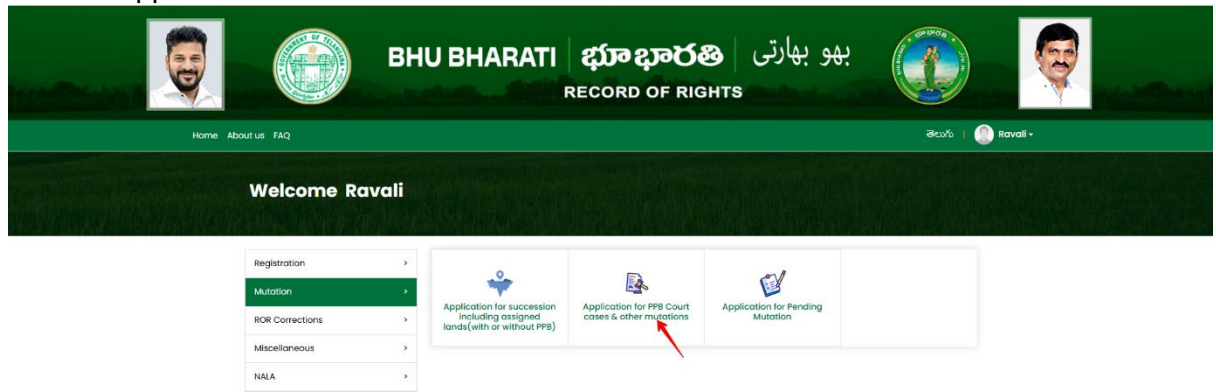


## Application for Court Case PPB

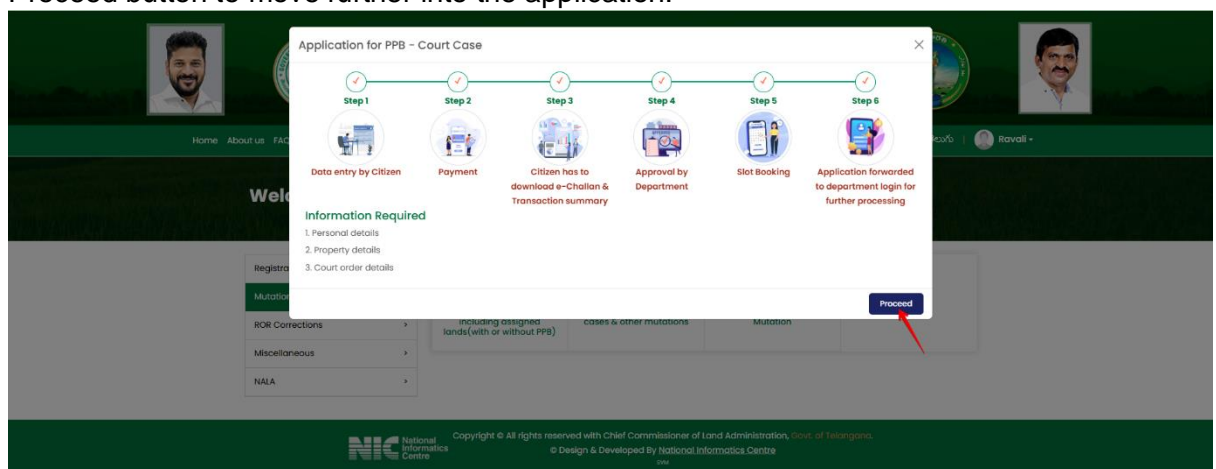
1. To avail the Application for Court Case PPB service, hover over Mutation and click on it.



2. Choose Application for PPB Court Cases and other mutations.



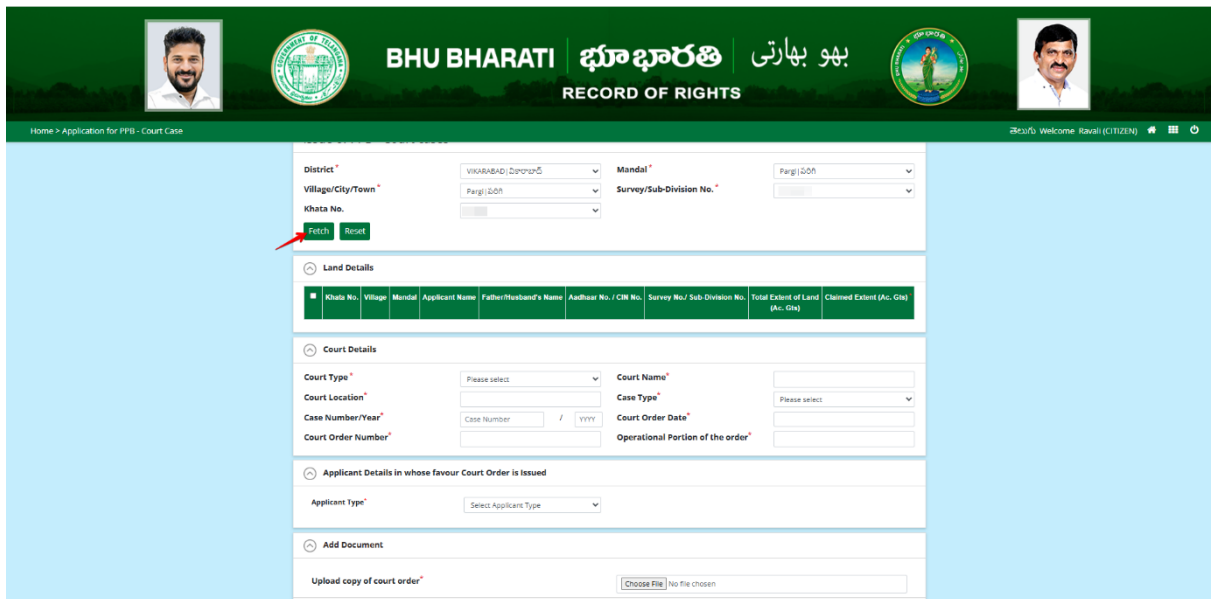
3. You can check all the citizen side flows involved in the application and click on the Proceed button to move further into the application.



4. Click on new request button



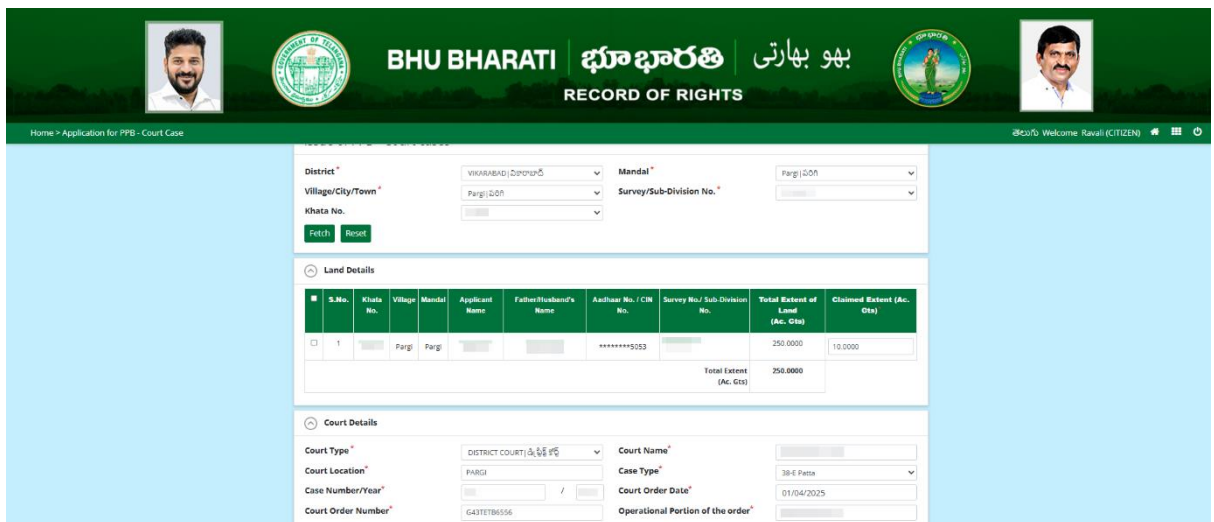
- Select District, Mandal, Village, Survey no and Khata no and click on the fetch button.



- Land details are populated. Check the checkbox corresponding to the extent of land to be claimed and enter the claimed extent.



- Enter Court details.



- Select applicant type (Individual/organization), whether pattadar is deceased or not, whether you have PPB or not. If Yes, enter passbook number and click on the Fetch





**BHO BHARATHI**

## RECORD OF RIGHTS

Home > Application for PPB - Court Case

No.	S.No.	Name No.	Father's Name	Mother's Name	Applicant Name	Court Order No.	Land No.	Total Extent (Ac. Gts)	Current Extent (Ac. Gts)
<input type="checkbox"/>	1	Pargi	Pargi			*****5023	230.0000	10.0000	
								Total Extent (Ac. Gts)	250.0000

⊖ Court Details

Court Type<sup>\*</sup> DISTRICT COURT / పట్టణ కోర్టు

Court Location<sup>\*</sup>

Case Number/Year<sup>\*</sup> /

Court Order Number<sup>\*</sup>

Court Name<sup>\*</sup>

Case Type<sup>\*</sup> 38-E Patta

Court Order Date<sup>\*</sup>

Operational Portion of the order<sup>\*</sup>

⊖ Applicant Details in whose favour Court Order is issued

Applicant Type<sup>\*</sup> INDIVIDUAL / వ్యక్తి

Is Pattadar Deceased<sup>\*</sup> ☐ Yes ☒ No

Do you have PPB number in Telangana State? <sup>\*</sup> ☒ Yes ☐ No

Aadhaar No.<sup>\*</sup> \*\*\*\*\*275

Relation name (in Telugu)<sup>\*</sup>

Gender<sup>\*</sup> MALE / పురుషుడు

Name in Aadhaar (in English)<sup>\*</sup>

Age<sup>\*</sup> 34

Name (in Telugu)<sup>\*</sup>

Social Status<sup>\*</sup> GENERAL / సాధారణ

Relation Name (in English)<sup>\*</sup>

Occupation<sup>\*</sup> FARMER / రైతు

Fetch

⊖ Communication Address Details

Home > Application for PPB - Court Case

Applicant Type\*

Is Pattadar Deceased\* ☐ Yes ☒ No

Do you have PPB number in Telangana State? \* ☒ Yes ☐ No

Aadhaar No.\*

Relation name (in Telugu)\*

Gender\*

Name in Aadhaar (in English)\*

Age\*

Name (in Telugu)\*

Social Status\*

Relation Name (in English)\*

Occupation\*

Communication Address Details

House No.\*

State\*

Mandal\*

Pincode\*

E-mail Id

Locality\*

District\*

Village\*

Mobile No.\*

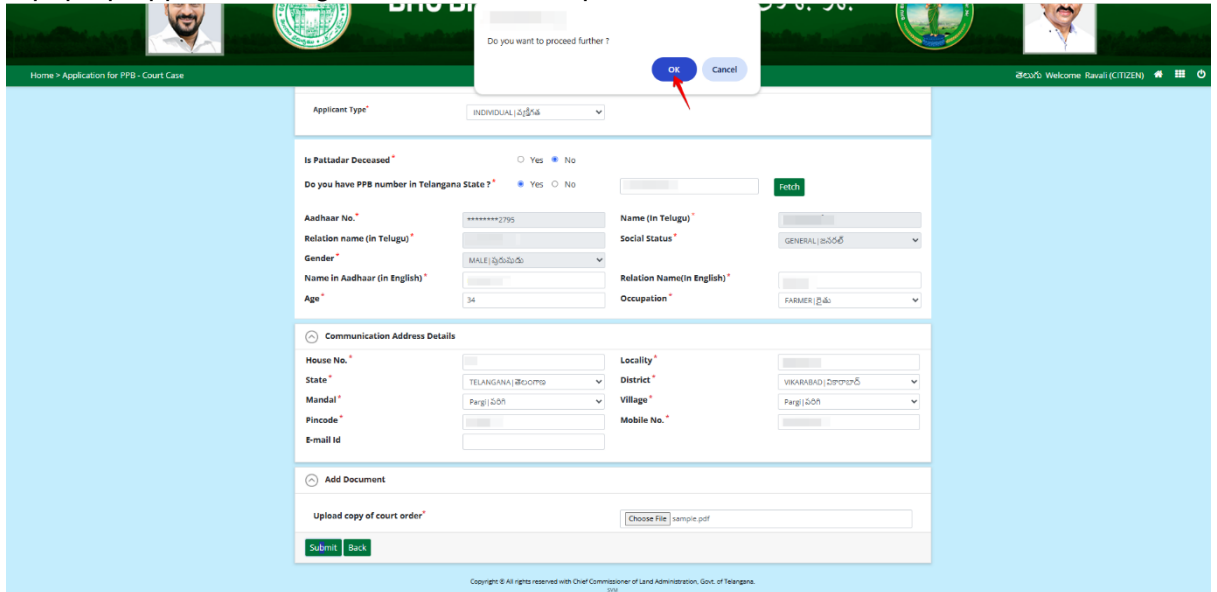
Add Document

Upload copy of court order\*

Copyright © All rights reserved with Chief Commissioner of Land Administration, Govt. of Telangana.



10. A pop-up appears asking for confirmation to proceed. Click on the OK button.



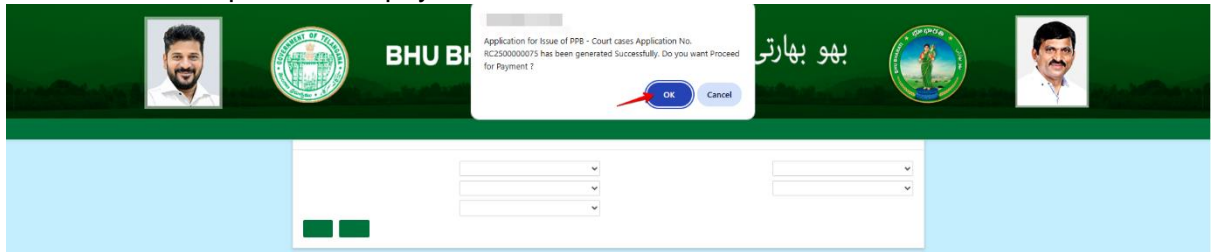
The screenshot shows a web application interface for 'Application for PPB - Court Case'. A pop-up dialog box is displayed in the center, asking 'Do you want to proceed further ?' with 'OK' and 'Cancel' buttons. The 'OK' button is highlighted with a red arrow. The background form contains the following fields:

- Applicant Type:** INDIVIDUAL (సామాన్య)
- Is Pattadar Deceased:** Yes ☐ No ☒
- Do you have PPB number in Telangana State?:** Yes ☒ No ☐ (Fetch button)
- Aadhaar No.:** \*\*\*\*\*2795
- Relation name (in Telugu):** [Empty]
- Gender:** MALE (పురుషుడు)
- Name in Aadhaar (in English):** [Empty]
- Age:** 34
- Name (in Telugu):** [Empty]
- Social Status:** GENERAL (సామాన్య)
- Relation Name (in English):** [Empty]
- Occupation:** FARMER (కర్షకుడు)
- Communication Address Details:**
  - House No.:** [Empty]
  - State:** TELANGANA (తెలంగాణ)
  - Mandal:** Pargi (పర్గి)
  - Pincode:** [Empty]
  - E-mail Id:** [Empty]
  - Locality:** [Empty]
  - District:** VIKARABAD (వికారాబాద్)
  - Village:** Pargi (పర్గి)
  - Mobile No.:** [Empty]
- Add Document:**
  - Upload copy of court order:** [Choose File] sample.pdf

Buttons: Submit, Back

Copyright © All rights reserved with Chief Commissioner of Land Administration, Gov. of Telangana. 2019

11. Application is successfully submitted and application number is generated. Click on the OK button to proceed for payment.



The screenshot shows the application confirmation screen. A pop-up dialog box is displayed, stating: 'Application for issue of PPB - Court cases Application No. RC2500000075 has been generated Successfully. Do you want Proceed for Payment ?'. The 'OK' button is highlighted with a red arrow. The background shows the 'BHU BHARATI' header and a form with dropdown menus for State, Mandal, and District.

## Payment

12. The amount to be paid is displayed. Click on the Make Payment button.



The screenshot shows the payment summary screen. The header includes 'BHU BHARATI' and 'RECORD OF RIGHTS'. The main content is a table showing the charges and the total amount to be paid.

Charge Type	Amount in INR
Mutation & NALA Charges	24990.00
PPB Charges (Including Courier Charges)	300.00
<b>Total (in INR)</b>	<b>Rs. 25290.00/-</b>

Buttons: Make Payment, Back

Copyright © All rights reserved with Chief Commissioner of Land Administration, Gov. of Telangana. 2019



13. Check the checkbox for accepting terms and conditions and click on the Proceed button.

Home > Application for PPB - Court Case

© Welcome Ravali (CITIZEN)

Application No.	Service Name	Total Amount (in INR)	Payment Date & Time	Remitter Name	Payment Status	Challan No.	Pass code
RC250000075	PPB - Court Case	25290.00	23-04-2025 03:08 PM			CP250000062	RM3ZPP

☒ Accept terms & conditions of payment. [Click Here](#) to read terms & conditions.

**Proceed**

Disclaimer :  
1. If payment is successful, Please proceed to "My Applications" under "Dashboard" for Stat Booking.  
2. If payment is failed, Please proceed to "My Applications" under "Dashboard" for Re-payment.  
3. If amount is debited from account and payment is not processed, Please wait for some time for Payment Status.

Copyright © All rights reserved with Chief Commissioner of Land Administration, Govt. of Telangana.

14. You will be redirected to the payment gateway. After successful payment, under Application for PPB- Court Case dashboard, click on the Proceed for Submission button.

Home > Application for PPB - Court Case

© Welcome Ravali (CITIZEN)

Show 10 entries

Search:

S. No.	Application No.	Court Order No.	District	Mandal	Village	Survey No./ Sub-Division No.	Applicant Name	Status
1	RC250000075		Vikarabad	Pargi	Pargi			<b>Proceed For Submission</b>
2	RC250000064		Vikarabad	Pargi	Madharani			Pending on Tahsildar
3	RC250000063		Vikarabad	Pargi	Pargi			Notice Generated

Showing 1 to 3 of 3 entries

Previous 1 Next

15. The application is forwarded to Tahsildar for further processing (Notice Generation).

Home > Application for PPB - Court Case

© Welcome Ravali (CITIZEN)

Show 10 entries

Search:

S. No.	Application No.	Court Order No.	District	Mandal	Village	Survey No./ Sub-Division No.	Applicant Name	Status
1	RC250000075		Vikarabad	Pargi	Pargi			<b>Notice Generation</b>
2	RC250000064		Vikarabad	Pargi	Madharani			Pending on Tahsildar
3	RC250000063		Vikarabad	Pargi	Pargi			Notice Generated

Showing 1 to 3 of 3 entries

Previous 1 Next



## Slot Booking

16. After Approval from RDO, the citizen has to book slot for performing eKYC. Go to the Application for PPB – Court Case Dashboard. Click on the Book Slot button.



Home > Application for PPB - Court Case

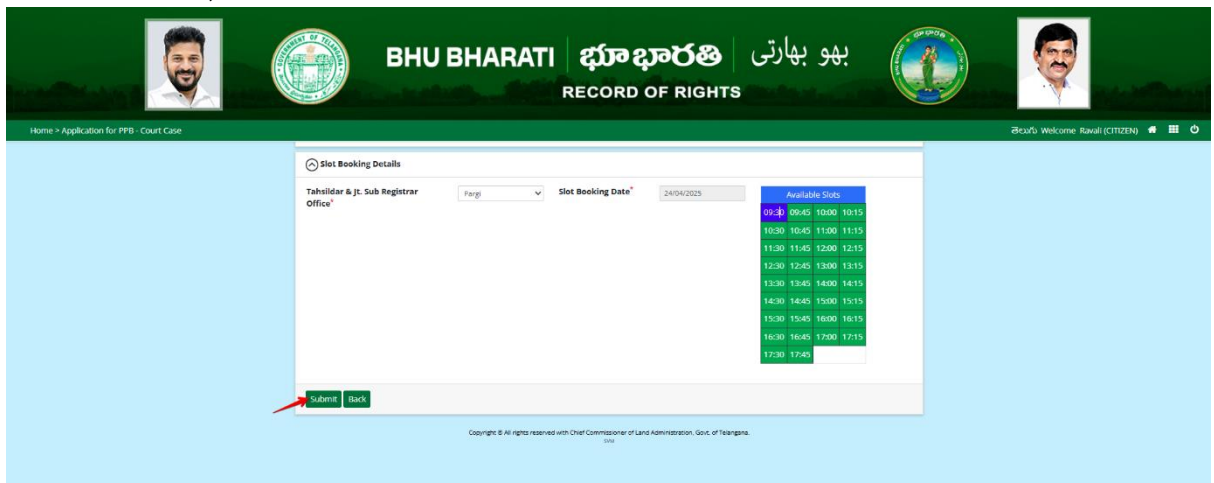
Search:

S. No.	Application No.	Court Order No.	District	Mandal	Village	Survey No./ Sub-Division No.	Applicant Name	Status
1	RC2500000075		Vikarabad	Pargi	Pargi			Book Slot
2	RC2500000064		Vikarabad	Pargi	Madharam			Pending at Tahsildar
3	RC2500000063		Vikarabad	Pargi	Pargi			Notice Generated

Showing 1 to 3 of 3 entries

Previous 1 Next

17. Select slot date, time and click on the Submit button.



Home > Application for PPB - Court Case

Slot Booking Details

Tahsildar & Jc Sub Registrar Office: Pargi

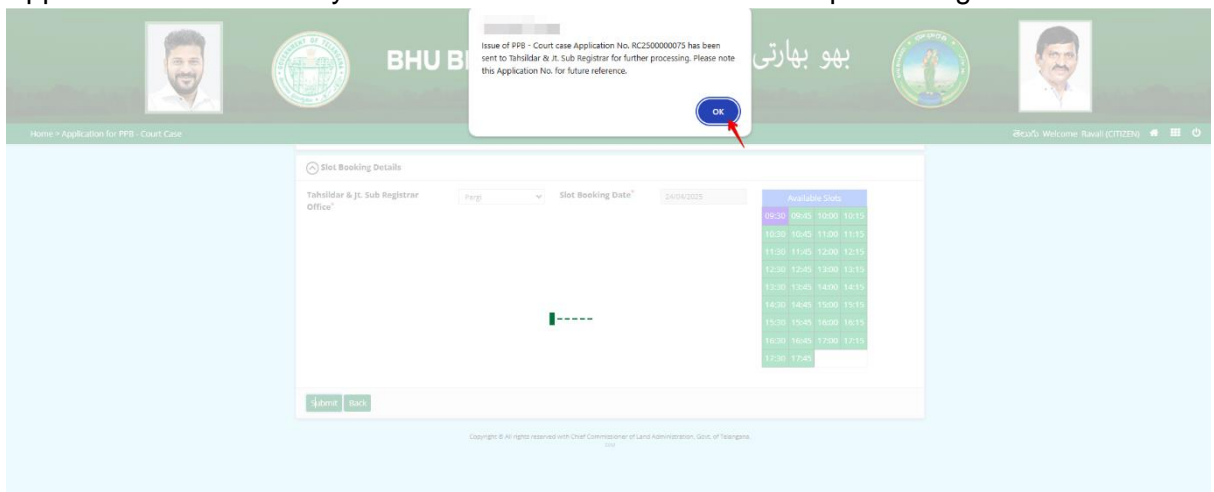
Slot Booking Date: 24/04/2025

Available Slots
09:30 - 09:45
10:00 - 10:15
10:30 - 10:45
11:00 - 11:15
11:30 - 11:45
12:00 - 12:15
12:30 - 12:45
13:00 - 13:15
13:30 - 13:45
14:00 - 14:15
14:30 - 14:45
15:00 - 15:15
15:30 - 15:45
16:00 - 16:15
16:30 - 16:45
17:00 - 17:15
17:30 - 17:45

Submit Back

Copyright © All rights reserved with Chief Commissioner of Land Administration, Govt. of Telangana.

18. Application is successfully submitted to the Tahsildar for further processing.



Home > Application for PPB - Court Case

Issue of PPB - Court case Application No. RC2500000075 has been sent to Tahsildar & Jc Sub Registrar for further processing. Please note this Application No. for future reference.

OK

Slot Booking Details

Tahsildar & Jc Sub Registrar Office: Pargi

Slot Booking Date: 24/04/2025

Available Slots
09:30 - 09:45
10:00 - 10:15
10:30 - 10:45
11:00 - 11:15
11:30 - 11:45
12:00 - 12:15
12:30 - 12:45
13:00 - 13:15
13:30 - 13:45
14:00 - 14:15
14:30 - 14:45
15:00 - 15:15
15:30 - 15:45
16:00 - 16:15
16:30 - 16:45
17:00 - 17:15
17:30 - 17:45

Home Back

Copyright © All rights reserved with Chief Commissioner of Land Administration, Govt. of Telangana.

